

DIGIMIC CMic ONE

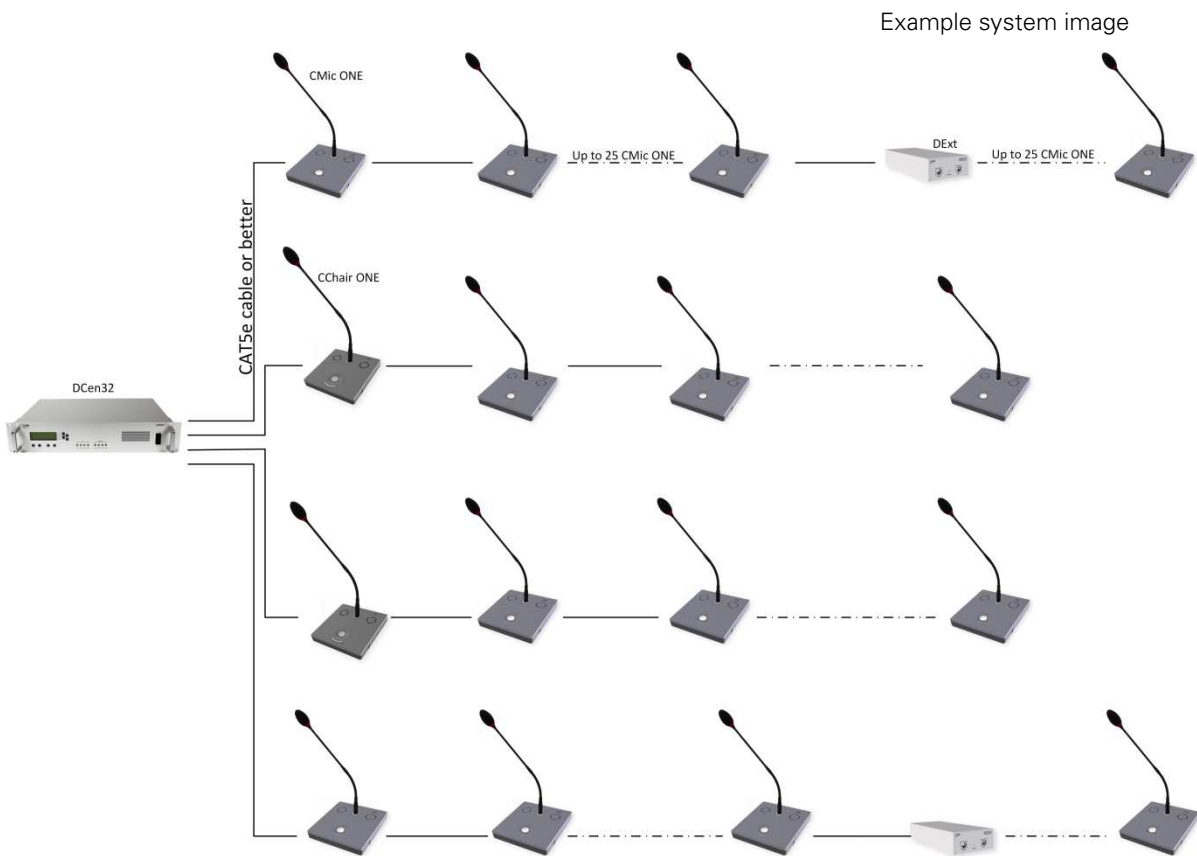
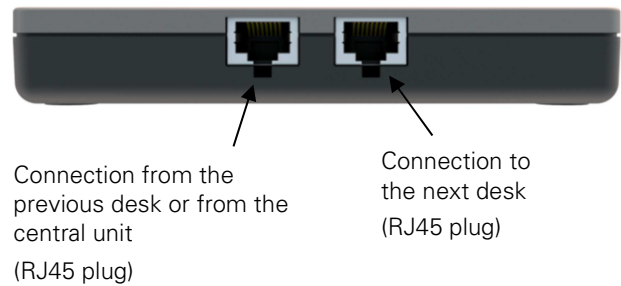
Compact delegate unit with microphone

Article no: 05.0153



Introduction and ports

The CMic ONE from the DIGIMIC family is the compact unit for your conference. It has a microphone, loudspeaker and headphone jack. The CMic ONE is operated from the DIGIMIC central unit. The CMic ONE works in a wired system with the DCen32 in standalone mode. The units are connected via RJ45 connectors. This enables a fast installation. Energy consumption is also reduced, allowing more CMic ONE per chain.



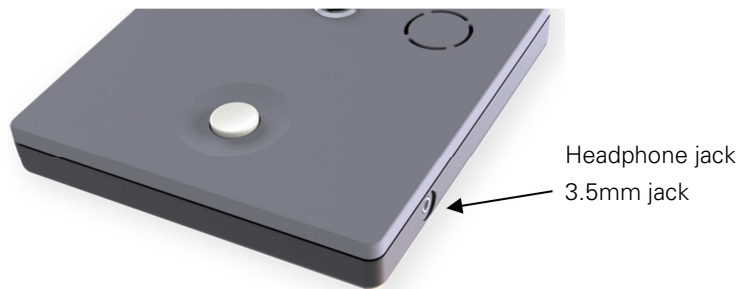
The CMic ONE units are connected to each other by CAT5e cable or better. CMic ONE chains can be extended using the DExt additional power supply.



CMic ONE units are not allowed to be mixed with other units of the DIGIMIC family in a chain. (Exceptions are the DExt additional power supply for extending CMic ONE chains and the CChair ONE.)

Headphone


There are two ways to hear what's being said - through the built-in speakers or through headphones. Connect the headphones to do this. The volume of the headphones and speakers is adjusted centrally on the DCen32.



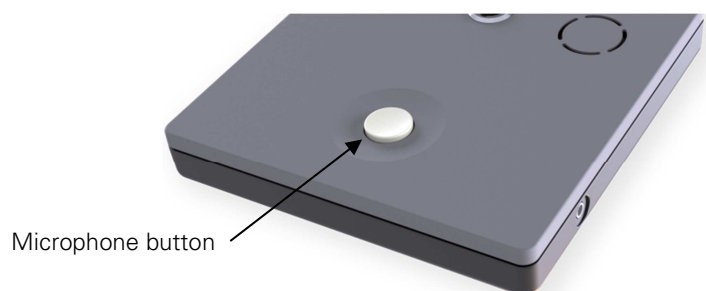
When the microphone is switched on, the speaker is automatically muted.

Microphone

The CMic ONE comes with a TM58/6 microphone. Plug in the TM58/6 according to the sketch. Pay attention to the notch on the microphone plug and the Minicon socket. Screw the microphone tight to lock it in place.



Press the microphone button to turn on the microphone. Press the Microphone button again to turn the microphone off.



The CMic ONE units operate in different mode settings. These are determined by the operator of the conference. After pressing the microphone key, you have the following options.

The key and ring light up red: The microphone is open. You can speak to the remaining delegates.

The button and ring are off: The maximum number of speakers has been reached - you must try to switch on your microphone again at a later time.

Button flashes red: The maximum number of speakers has been reached. You must wait (word request). Your microphone is automatically activated as soon as it is your turn to speak.

Chairman version (CChair ONE)

The DIGIMIC CMic ONE is also available in a Chairman version. It gives special priority to the chairman of a conference. Press the override button to mute all delegate units. There are two override variants:

Permanent: Press the override button to mute all delegate units. The delegates have to turn on their microphones again to speak.

Temporary: By pressing and holding the override button, the delegate units are muted. As soon as you release the override button, the delegate units are unlocked again.



Warnings



Set the CMic ONE to an appropriate volume. Do not listen too loudly through the headphones.



The connectors of the CMic ONE are only suitable for further CMic ONE, CChair ONE or DExt. Do not connect any other devices!



In case of faults contact a technician, do not try to repair, unscrew or similar the CMic ONE by yourself.

Further information about our products can be found on the Internet under:

www.braehler-systems.com

© 2019

Copyright by BRÄHLER Systems GmbH, Königswinter

All rights reserved, in particular (also in extracts) those of translation, reprinting, reproduction by copying or similar procedures.

BRÄHLER Systems reserves the right to make technical changes without prior notice.

Brähler Systems GmbH

Auf der Alten Burg 6

53639 Königswinter, Germany

T +49 2244 930-0

F +49 2244 930-450

sales@braehler-systems.com